



PICKLEBALL RULES

TOURNAMENT FORMAT

- + Bracket play - games to 15, win by 2
- + Post bracket play - single elimination, teams will play best of 3 and games to 11 win by 2

SERVING

- + You can only score a point when your team is serving (NOT rally scoring)
- + Must be done UNDERHAND and contact must be BELOW the waist
- + Serves must travel diagonally and land between the non-volley zone and the baseline of the court opposite the serving player
- + Each player is only allowed one (1) serving attempt.
 - EXCEPTION – if the ball hits the net AND lands in the correct service court, play continues as normal.
- + At the start of the game, only one player on the first serving team is allowed a service turn before giving up the ball to the opponents.
- + Thereafter, both members of the team will have a service turn before the ball is turned over to the opposing team.
- + When the serving team scores a point, the server moves to the other side of the court. Receiving team NEVER switches sides.
- + Serving team's score will always be even when the player serves on the right, odd when serving on the left.

DOUBLE BOUNCE RULE

- + Each team must play their first shot off the bounce! Receiving team must let the serve bounce and then the serving team must let the return of the serve bounce before playing it. After those first two bounces, the ball can be played off the bounce or directly out of the air.

NO VOLLEY ZONE

- + A player may not step on or over the no volley line after hitting a volley. Doing this causes their team to lose the point.
- + A player may jump across the no volley line after hitting a volley if they don't touch any part of the no volley zone line while hitting the ball.
- + The ball may only bounce once (1) on a team's side. Multiple bounces results in the loss of the point.

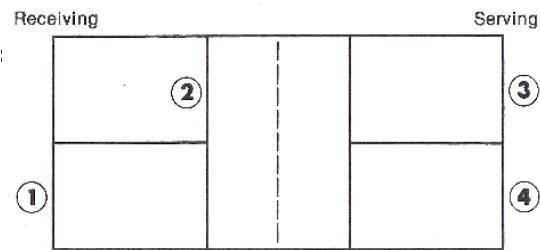
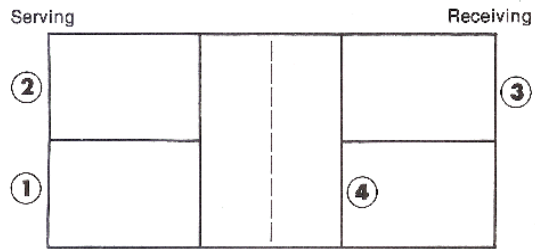


PRESENTED BY

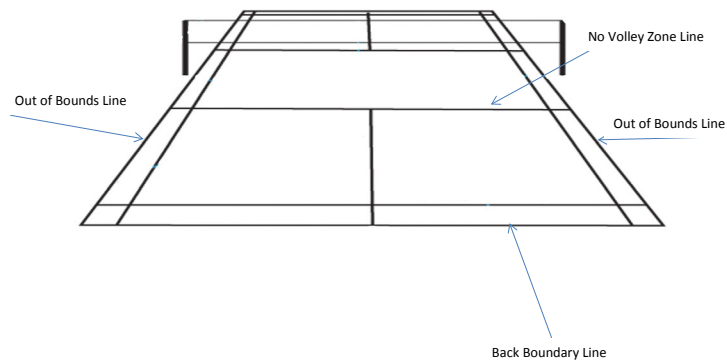


PICKLEBALL COURT

SERVING & RECEIVING



BOUNDARIES



LET'S GET OUR
PICKLE JAM ON!