

# Markets in Focus

# PROPERTY & CASUALTY

Insurance Pricing  
& Market Update



03 Market Outlook

07 Major Claims

08 Guidance



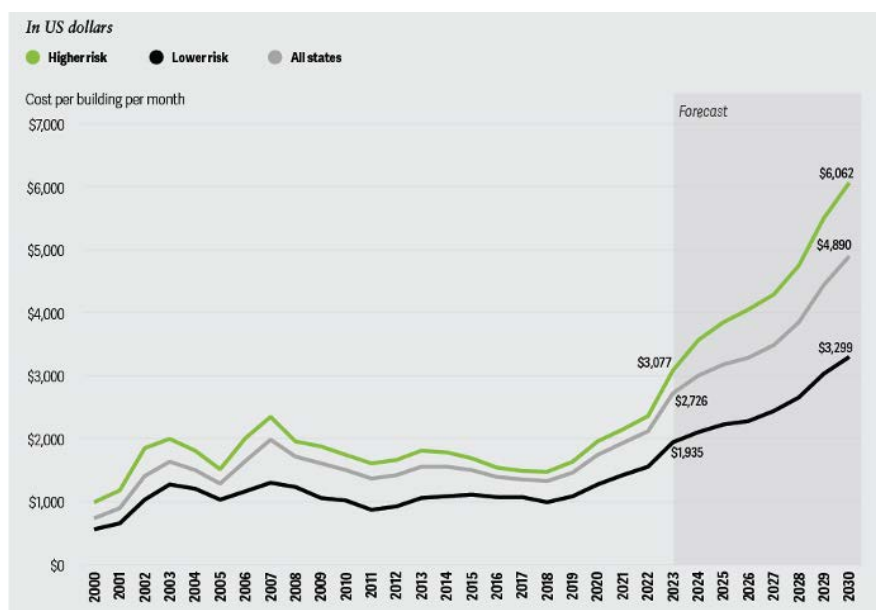
# INTRODUCTION

The start of 2025 has brought a continuation of climate-related and natural disasters. Wildfires in Southern California demonstrate that fire risks continue to grow with the potential for more significant losses. Total property and capital loss estimates for the Los Angeles-area fires could range from \$95 billion to \$164 billion, with insured losses estimated at \$75 billion.<sup>1</sup> This event is the most destructive wildfire in Los Angeles County history and potentially the costliest in U.S. history.<sup>2</sup> Wildfires in urban areas and inland hurricane flooding in North Carolina from Hurricane Helene illustrate the expanding impacts of catastrophic events. Over the past five years, there have been an average of 18 natural disasters per year that cost at least \$1 billion.<sup>1</sup> The effect on residential property is well documented, but the impact on commercial property also presents challenges, where estimates for monthly average commercial insurance rates forecast to grow from \$2,726 in 2023 to an estimated \$4,890 in 2030. However, for states in extreme weather risk areas, rates are estimated to double, from \$3,077 to \$6,062.<sup>2</sup>

As property markets adjust, it continues to be a top concern for insurers heading into 2025, along with cyber threats, the environment, and climate.<sup>4</sup> Insurers may need to weigh the quality of risk with the broadening of their premium volume in 2025.

Rising geopolitical tensions, such as the ongoing Russia-Ukraine conflict and unrest in the Middle East, continue to heighten risk assessments, particularly in cyber and marine exposure.<sup>5</sup> These tensions, as well as proposed trade policies by the new presidential administration may contribute to market uncertainty, ultimately causing higher interest rates impacting earnings growth, investment asset valuation, and balance sheet shareholders' equity.<sup>6</sup> Deloitte points out that tariffs with Canada and Mexico will impact the cost of auto and homeowner claims could increase due to higher prices for aftermarket auto parts and construction materials.<sup>5</sup>

## INSURANCE COSTS FORECASTED TO DOUBLE BY 2030 IN STATES WITH GREATEST RISKS OF EXTREME WEATHER




Source: Deloitte Center for Financial Services analysis of NCREIF data<sup>3</sup>

# MARKET OUTLOOK

According to S&P Global, premium rates for the P&C industry are expected to moderate as insurers will now focus on maintaining underwriting margins and expanding existing policies.<sup>6</sup>

## PROPERTY

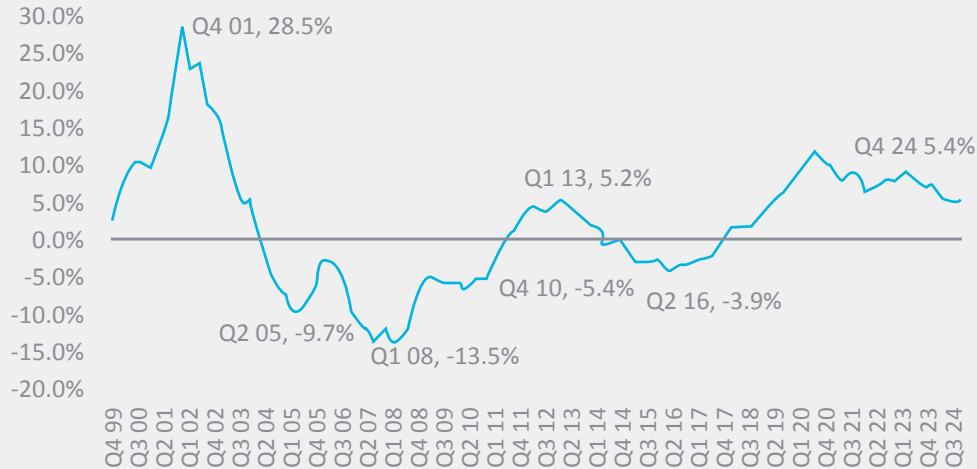
- + After a turbulent ride in 2023, the property and casualty (P&C) market stabilized throughout 2024,<sup>4</sup> led by strong revenue and earnings.
- + In Q4 2024, commercial property premiums increased on average 6%, down from 7.9% in Q3 2024 and 11.8% in Q2 2024.<sup>7</sup>
- + The U.S. P&C market underlying growth is forecast to outperform overall GDP growth for the next two years, and replacement costs are expected to overtake overall inflation (3.3% vs 2.5%).<sup>8</sup>
- + Net written premiums for few carriers are seeing an increase in year-over-year changes. Chubb reports their year-over-year written premiums for the P&C market increased 7.7% from 2023 to 2024.<sup>9</sup>
- + S&P Global forecasts net premiums in 2024 and 2025 to grow at 8%-9% as insurers respond to elevated claims costs with moderate rate increases.<sup>7</sup>
- + According to a Nearmap analysis, Hurricane Milton caused property losses affecting over 234,960 properties. The total estimated loss was \$54 billion, with \$16 billion for insurers. Insured losses amounted to a \$25 billion contribution to a total loss of \$38 million.<sup>10</sup>
- + Premium increases resulting from the Los Angeles wildfires are expected to take several months to materialize. When they do, the market may face greater challenges, particularly as reinsurance renewals continue to recover from previous years. The impacts will likely be concentrated in specific regions, while the overall effects will be distributed across the industry.



## GENERAL PRICING ESTIMATES

<p><b>Non-CAT exposed property with a favorable loss history</b></p>	<p>Down 1% to up 19%</p>
<p><b>CAT exposed property with a favorable loss history</b></p>	<p>Up 30% to 45%</p>

## AVERAGE PREMIUM CHANGE, Q4 1999-Q4 2024



Source: CIAB Commercial Property/ Casualty Market Index Q3 2024<sup>7</sup>

## CASUALTY



### General Liability

- + Capacity is available and selective. Markets are implementing higher retentions and stricter terms, with prices increasing for frequency and rising costs.<sup>11</sup>
- + Submissions have increased and slowed due to increased capacity and additional consideration.<sup>11</sup>

### Excess Liability



- + The excess and surplus lines (E&S) market continue to see rapid growth fueled by rising property insurance premiums from catastrophe-prone states.
- + Rates remain strong with a tightening of risk appetite.
- + Reinsurers are strategically managing capital allocation to safeguard their returns on liability lines.
- + Underwriting remains a priority, with an emphasis on improving risk distribution and maintaining healthy margins on liability lines.

## GENERAL PRICING ESTIMATES

General Liability	Flat to up 5.3%
Umbrella & Excess Liability	Flat to up 8.7%



### Workers' Compensation

- + Workers' compensation realized an average loss cost decrease of more than 9% in 2024. Estimates expect a more modest reduction of 6% in 2025.<sup>12</sup>
- + Over the past year, lost time claim frequency declined 8%, reflecting a continued downward trend fueled by enhanced workplace safety measures. Ongoing advancements in safety technology have supported steady annual rate reductions across most U.S. states.
- + Job safety has been a higher priority than in past years as carriers favor risk mitigation efforts. While risk mitigation is favorable, when injuries do occur carriers are focused on a complete and rapid recovery remains a carrier priority.



### Auto

- + Commercial auto remains unprofitable, with the direct incurred loss ratio through Q3 2024 being the second highest in 15 years.<sup>12</sup>
- + Personal auto pricing trends are moderating, and the sector's 2024 combined ratio projection of 97.7% continues its improvement from 2022's worst-in-decades combined ratio of 112.2%.<sup>13</sup>
- + Stronger underwriting performance in personal auto is expected to drive the industry combined ratio for 2024-2025 to be 98%-100%.<sup>6</sup>
- + Electric vehicles are increasingly being integrated into commercial fleets, bringing significant risk liability. Their batteries present an even greater hazard, as they have a higher likelihood of catching fire and burning more intensely than combustion engine vehicles.<sup>14</sup>
- + Regions with frequent high nuclear verdicts, such as California and Texas, are expected to experience greater rate increases and reduced capacity.

## GENERAL PRICING ESTIMATES

<b>Workers' Compensation</b>	Down 1.8% to flat
<b>Auto</b>	Up 1% to 8.9%

## EXECUTIVE RISK

### \*\*\* Cyber



- + The cyber threat continued to escalate in 2024, with increases in both the frequency and severity of claims.<sup>4</sup>
- + Cyber premiums decreased in Q4 2024 an average of 1.8%.<sup>7</sup>
- + Businesses across all sizes experienced rising claims frequency and severity. Those with under \$25 million in revenue saw moderate increases, while mid-sized companies (\$25 million to \$100 million) faced a 32% rise in frequency and a 9% increase in severity.<sup>15</sup>



### Directors & Officers (D&O)

- + The overall D&O market conditions remain favorable for early 2025.
- + The recent downward pressure on pricing has slowed, but capital remains plentiful and competitive.
- + The market is seeing new capacity (more supply) but less demand – the decline of IPOs and de-SPAC transactions, creating more competition for “legacy business.”
- + Carriers remain cautious with companies that have a high likelihood of being acquired or near-term capital needs.
- + Even with increasing litigation and IPO activity, it may take some time before pricing changes course.
- + There is cautious optimism for the current market trends for the foreseeable future.

## GENERAL PRICING ESTIMATES

Cyber	Down 1.8% to flat
D&O liability	Down 1.5% to flat

# MAJOR CLAIMS IN THE SECTOR

## + PERSONAL INJURY | PRODUCTS LIABILITY \$55.5 MILLION VERDICT

While using her pressure cooker, the plaintiff was injured with second and third-degree burns when it exploded. A jury found the plaintiff only 10-percent responsible and awarded \$55.5 million.<sup>16</sup>

## + DISCRIMINATION | EMPLOYMENT & LABOR 21 MILLION VERDICT

The plaintiff worked for 21 years as a clinic's medical director. He resigned in 2020 after accusing the hospital of institutional racism and retaliation after pointing out his concerns. Jurors awarded \$21 million.<sup>17</sup>

## + WRONGFUL CONVICTION \$34 MILLION VERDICT

The plaintiff spent nearly 16 years in prison for a murder she did not commit. Jurors awarded \$34 million.<sup>18</sup>

- 1 Li, Zhiyun, and Yu, William. (2025, February 12). *Economic impact of the Los Angeles wildfires*. PreventionWeb. <https://www.preventionweb.net/news/economic-impact-los-angeles-wildfires>
- 2 Saleh, Firas. (2025, January 10). *Los Angeles: Wildfires deliver a catastrophic start to 2025*. Moody's. <https://www.moody's.com/web/en/us/insights/insurance/los-angeles-wildfires-deliver-a-catastrophic-start-to-2025.html>
- 3 Burns, R., Coy, T., and Williams, N. (2024, May 29). *Climate change impacts elevate US commercial real estate insurance costs*. Deloitte Insights. <https://www2.deloitte.com/us/en/insights/industry/financial-services/financial-services-industry-predictions/2024/impact-of-climate-change-on-commercial-real-estate-insurance-costs.html>
- 4 Send. (2025, January 15). *Top 10 Insurance Industry Trends Underwriters Should Know About in 2025*. Send. <https://send.technology/news/top-10-insurance-industry-trends-underwriters-should-know-about-in-2025/>
- 5 Hersch, Karl, Colaço, James, & Canaan, Michelle. (2024, September 29). *2025 global insurance outlook: Evolving industry operating models to build the future of insurance*. Deloitte Insights. <https://www2.deloitte.com/us/en/insights/industry/financial-services/financial-services-industry-outlooks/insurance-industry-outlook.html>
- 6 Kwan, Patricia. (2025, January 29). *U.S. Property/Casualty Insurance Sector View 2025*. S&P Global. [https://www.spglobal.com/\\_assets/documents/ratings/research/101612705.pdf](https://www.spglobal.com/_assets/documents/ratings/research/101612705.pdf)
- 7 Vasile, N. and West, Z. (2025). *Cyber Premium Relief Continued While Auto Struggled for 54th Quarter, The Council's P/C Market Survey Shows*. Commercial Property/Casualty Market Index Q4 2024. Council of Insurance Agents and Brokers. <https://www.ciab.com/resources/q4-2024-p-c-market-survey/>
- 8 Jefferson, E.A. (2025, January 22). *10 trends shaping insurance underwriting in 2025*. PropertyCasualty360. <https://www.propertycasualty360.com/2025/01/22/10-trends-shaping-insurance-underwriting-in-2025/?sreturn=20250311172236>
- 9 Chubb. (2025, January 28). *Chubb Reports Fourth Quarter Per Share Net Income and Core Operating Income of \$6.33 and \$6.02, Respectively; Consolidated Net Premiums Written of \$12.1 Billion, with Global P&C and Life Insurance Up 6.7% and 7.6%; P&C Combined Ratio of 85.7%; Record Full-Year Per Share Net Income of \$22.70 and Core Operating Income of \$22.51; Consolidated Net Premiums Written of \$51.5 Billion, Up 8.7%, with Global P&C Up 9.6% and Life Insurance Up 15.7%; P&C Combined Ratio of 86.6%*. Chubb. <https://news.chubb.com/2025-01-28-Chubb-Reports-Fourth-Quarter-Per-Share-Net-Income-and-Core-Operating-Income-of-6-33-and-6-02,-Respectively-Consolidated-Net-Premiums-Written-of-12-1-Billion,-with-Global-P-C-and-Life-Insurance-Up-6-7-and-7-6-P-C-Combined-Ratio-of-85-7-Record-Fu>
- 10 Claims Journal. (2025, February 21). *Report Drills Down on Property Damage from Beryl, Helen and Milton*. Claims Journal. <https://www.claimsjournal.com/news/national/2025/02/21/329051.htm#:~:text=Hurricane%20Milton%20insured%20losses%20total,anded,anded%20539%20properties%20were%20destroyed>
- 11 Amwins. (2024, December 2024). *State of the Market – 2025 Outlook*. Amwins. <https://www.amwins.com/resources-insights/article/state-of-the-market-2025-outlook>
- 12 Worters, L. and Engdahl-Johnson, J. (2025, January 16). *P/C Insurance Market Profitability Improves in 2024; Expected to Continue in 2025 and 2026*. Insurance Information Institute. <https://www.iii.org/press-release/triple-i-milliman-p-c-insurance-market-profitability-improves-in-2024-expected-to-continue-in-2025-and-2026-011625>
- 13 Zawacki, T. (2024, December 9). *Private auto moves past its inflection point – strategically and financially*. S&P Global. <https://www.spglobal.com/market-intelligence/en/news-insights/research/private-auto-moves-past-its-inflection-point-strategically-and-financially>
- 14 Martins, J. (2024, November 13). *How EVs are changing auto manufacturing insurance*. <https://axaxl.com/fast-fast-forward/articles/how-evs-are-changing-auto-manufacturing-insurance>
- 15 Jones, R. (2024, April 24). *The State of Active Insurance: 2024 Cyber Claims Report*. Coalition. <https://www.coalitioninc.com/blog/2024-cyber-claims-report>
- 16 Tyson Mendes Nuclear Verdicts. (2024, December 13). *\$55.5M for CO Woman After Pressure Cooker Exploded, Burning Her*. Tyson Mendes. <https://www.tysonmendes.com/cases/>
- 17 Tyson Mendes Nuclear Verdicts. (2024, December 24). *\$21M for WA Doctor After Racial Discrimination at Work*. Tyson Mendes. <https://www.tysonmendes.com/cases/>
- 18 Tyson Mendes Nuclear Verdicts. (2024, December 13). *\$34M for NV Woman After Almost 16 Years Incarcerated Due to Wrongful Conviction*. Tyson Mendes. <https://www.tysonmendes.com/cases/>



## **BEGIN THE RENEWAL PROCESS EARLY**

Partner with your broker early to prepare for any changes to increase greater renewal success.



## **PARTNER WITH INDUSTRY EXPERTS**

It is important to work with your broker's industry experts who understand the business and the market when placing the specific risk. Collaborating with a team that can best represent your risk and partner with your operations is more critical than ever in this disciplined market.




## **HIGHLIGHT CYBER SECURITY & PROACTIVE RISK MANAGEMENT**

IMA has a team solely dedicated to managing cyber risks. They offer expert assistance, including coverage analysis, economic loss exposure benchmarking, contract language review, in-depth cyber threat analysis, and strategic development of comprehensive, high-value cyber insurance programs.



## **CONTRACT REVIEW**

Our contract review team adds value to our clients' overall risk management program by ensuring the indemnity language is market standard and doesn't expose our clients to unforeseen losses that may not be insurable.







# MARKETS IN FOCUS CONTRIBUTORS

**JASON PATCHEN** | *SVP, National Director of Carrier Relationships Carrier*

**MARGIE YAMAT** | *Vice President, Corporate Marketing Manager*

**ANGELA THOMPSON** | *Senior Marketing Specialist, Market Intelligence & Insights*

**BRIAN SPINNER** | *Senior Marketing Coordinator, Market Intelligence & Insights*

**SORAYA MARASHI** | *Senior Marketing Coordinator, Market Intelligence & Insights*

## KEEP READING

GENERAL EDITION

INSURANCE INSIGHTS

HR INSIGHTS

**FOR ANY QUESTIONS, PLEASE REACH OUT TO:**



**JASON PATCHEN**

SVP, National Director of  
Carrier Relationships Carrier  
[jason.patchen@imacorp.com](mailto:jason.patchen@imacorp.com)

This material is for general information only and should not be considered as a substitute for legal, medical, tax and/or actuarial advice. Contact the appropriate professional counsel for such matters. These materials are not exhaustive and are subject to possible changes in applicable laws, rules, and regulations and their interpretations.